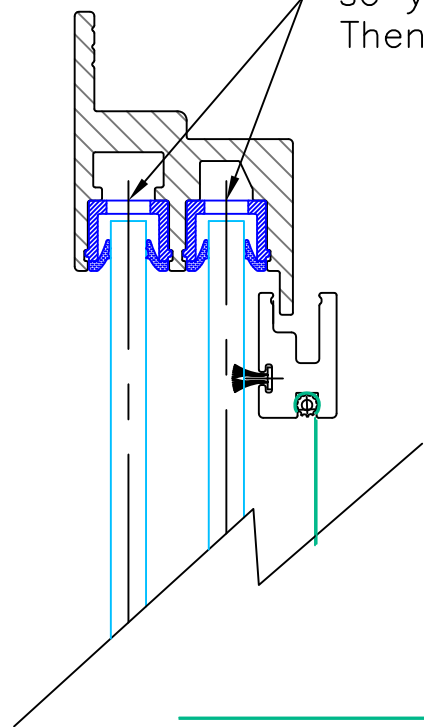


top of window

remove both gaskets at top  
so you can lift glass fixed and remove.  
Then you can remove sliding panel.



glass edge

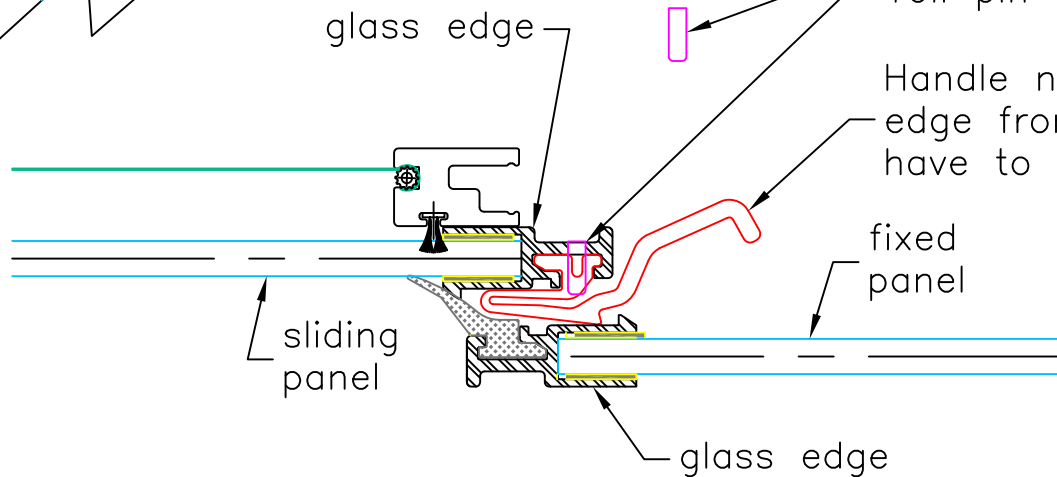
$\frac{1}{8} \times \frac{3}{8}$   
roll pin— punch thru to remove handle


Handle needs to slide into glass  
edge from the top or bottom, so panels  
have to be removed.

fixed  
panel

sliding  
panel

glass edge





glass edge- shown  
transparent for more detail

May need to remove sliding glass  
panel from the frame in order to  
access the roll pin

roll pin - hammered thru from this side,  
exterior side, until flush with this surface